

Perspectives from philanthropy

Matt Whitney

Clean Air Fund

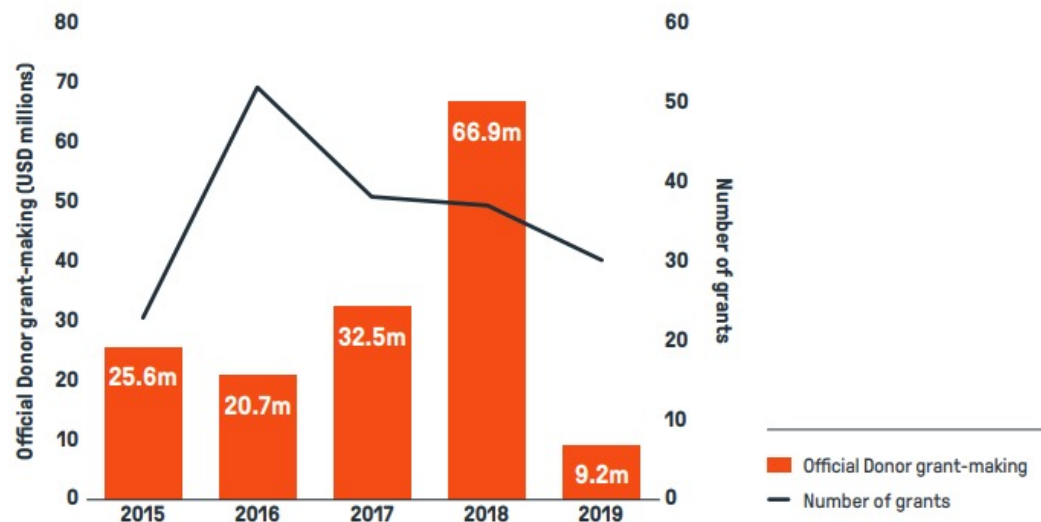
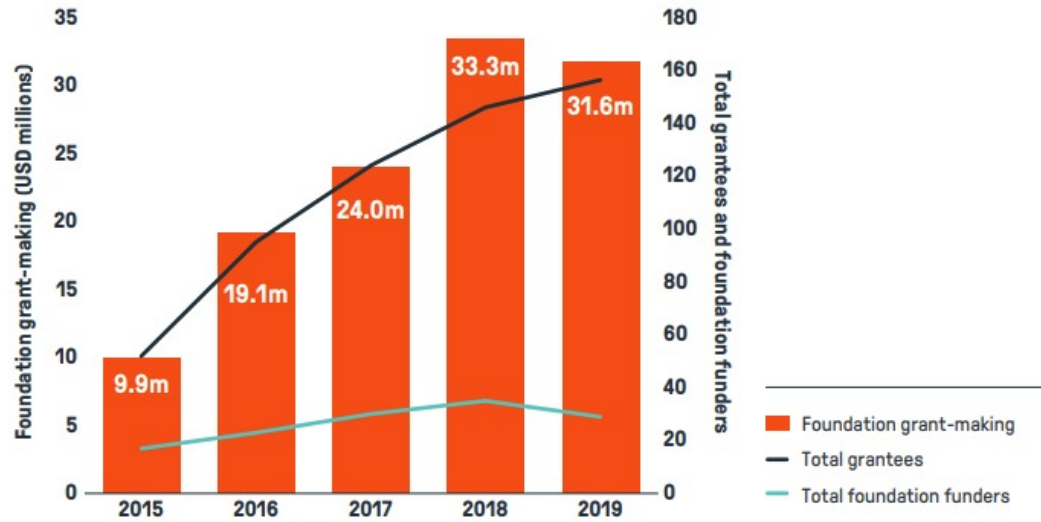
11 June 2021

About the Clean Air Fund

- We are a global philanthropic initiative with a mission to tackle ambient air pollution around the world
- We launched in 2019 at the UN General Assembly
- We raise and deploy philanthropic funding to:
 - Support partners working to improve air quality – from grassroots organisations to international institutions
 - Strengthen the field – by connecting people, mobilising resources and sharing what’s working
- We work in 3 regions and have a global programme
- We will expand into Africa in 2022



The current state of air quality funding

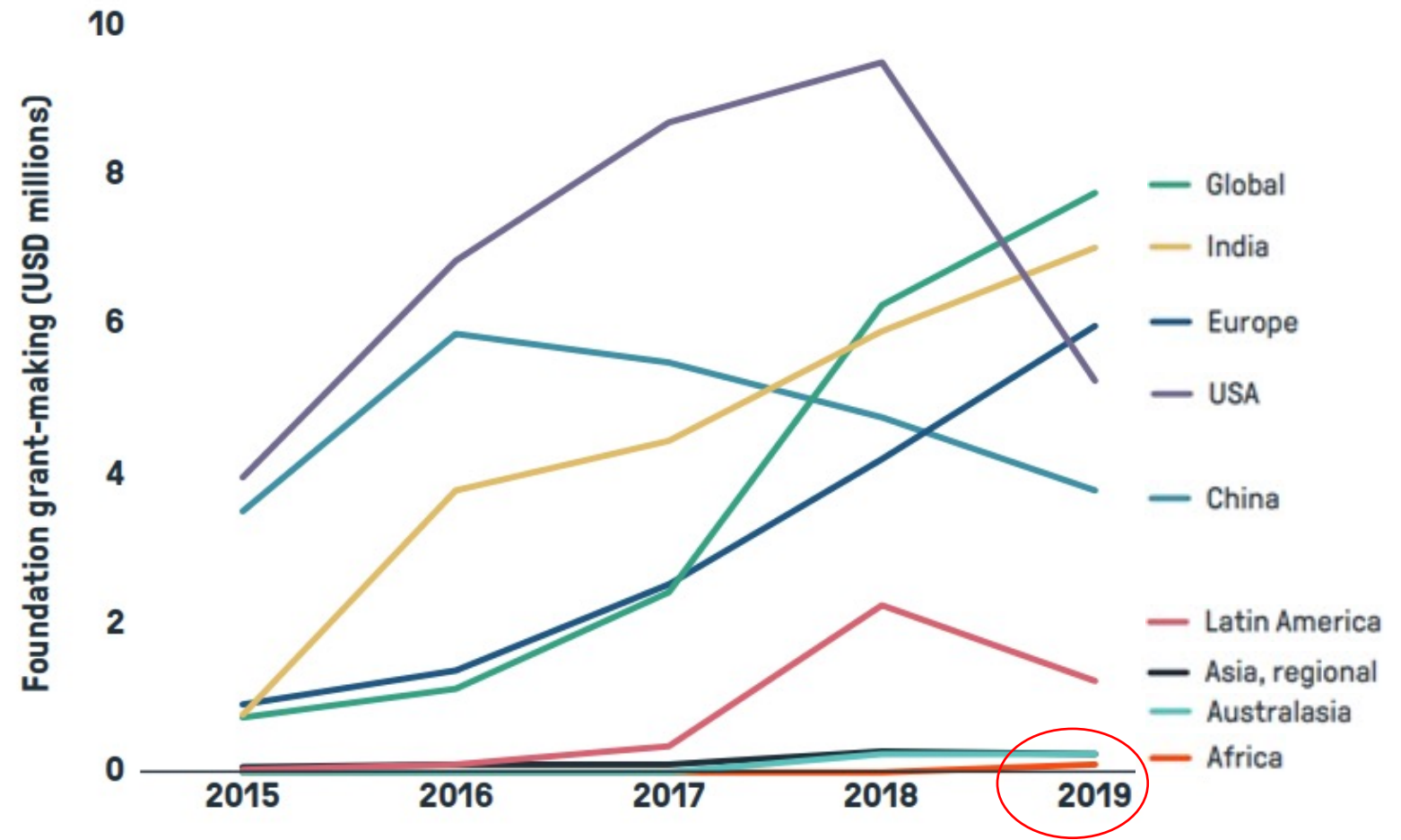


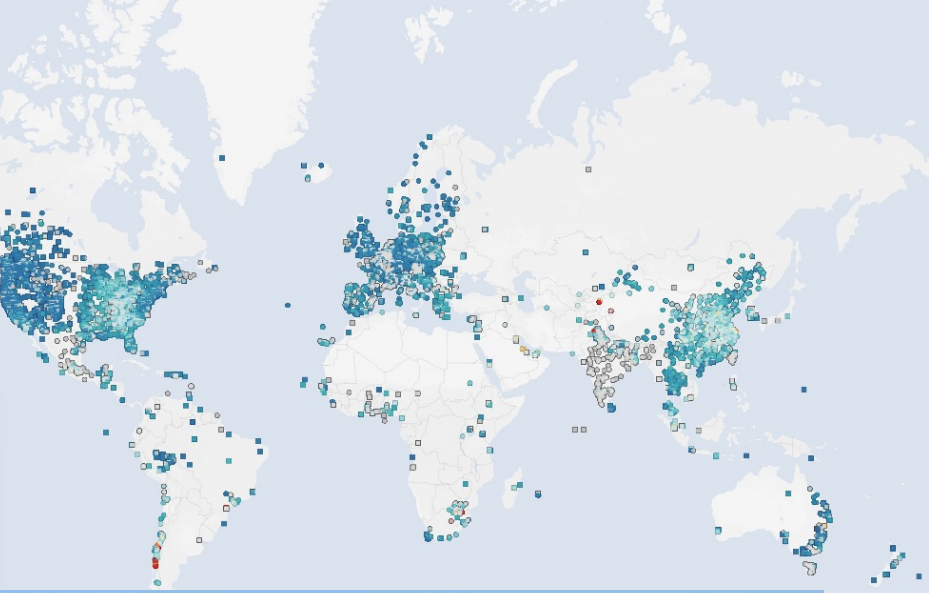
	Healthy life years lost (million DALYs in 2019)	Indicative aid funding (million USD per year)	Indicative USD/DALY
Outdoor air pollution	118	51.6	0.44
Malnutrition	58	1077	18.6
HIV	56.2	7154	127.3

See Annex for sources and notes on these figures

More at: cleanairfund.org/publication/state-of-global-air-quality-funding-2020/

The current state of air quality funding





Clean Air Cities Declaration
Press Conference
Friday 11 October 2019



Our work on air quality data

- Data is foundational for action on air quality
- We are making grants that improve the **accessibility, usability and actionability** of air quality data across four workstreams:



- Our goal is that air quality data is ubiquitous: that citizens understand the quality of the air that they breathe and that every policymaker has good enough data on which they make informed decisions

Wrap up

- **We will be expanding into a region of Africa in 2022** (countries currently being scoped)
- **We will be publishing an updated review of global AQ funding in September**
- **We have published our strategic priorities for data at:** cleanairfund.org/publication/data-strategy

Matt Whitney

mwhitney@cleanairfund.org

ANNEX: DALY and Aid spend table: sources and notes

	Healthy life years lost (Million DALYs in 2019)	Source / Notes	Indicative annual aid (Million USD, 2015 - 2017 average)			Source / Notes	Indicative USD/DALY
			Official Donor Funding	Foundation Funding	Total indicative annual aid funding		
Outdoor air pollution	118	<ul style="list-style-type: none"> • SoGA (2020) • PM2.5 only 	34	17.6	51.6	<ul style="list-style-type: none"> • Clean Air Fund (2020), taking 2015 – 2017 average • All Official Donor figures in this table includes grants and concessional loans, averaged 2015 – 2017) 	0.44
Malnutrition	58	<ul style="list-style-type: none"> • The Lancet (2020) • Nutritional deficiency only 	940	137	1077	<ul style="list-style-type: none"> • Global Nutrition Report (2020) 	18.6
HIV	56.2	<ul style="list-style-type: none"> • IHME (2020) 	6500	654	7154	<ul style="list-style-type: none"> • Official donor funding: AVERT (2020) • Foundation funding: Funders Concerned About AIDS (2020) 	127.3