

Calibration and Validation of the SOLAR-1 Magnetometer

Konstantinos Horaites^{1,2}, Nathan Howard^{1,2}, Fadil Inceoglu^{1,2}, Juan V. Rodriguez^{1,2}, Michael Grotenhuis³, Jeffrey Kronenwetter³, Dimitrios Vassiliadis⁴, Matthew Argall⁵, Bernard Vasquez⁵, Ivan Dors⁵, Charles Smith⁵, Roy Torbert^{5,6}

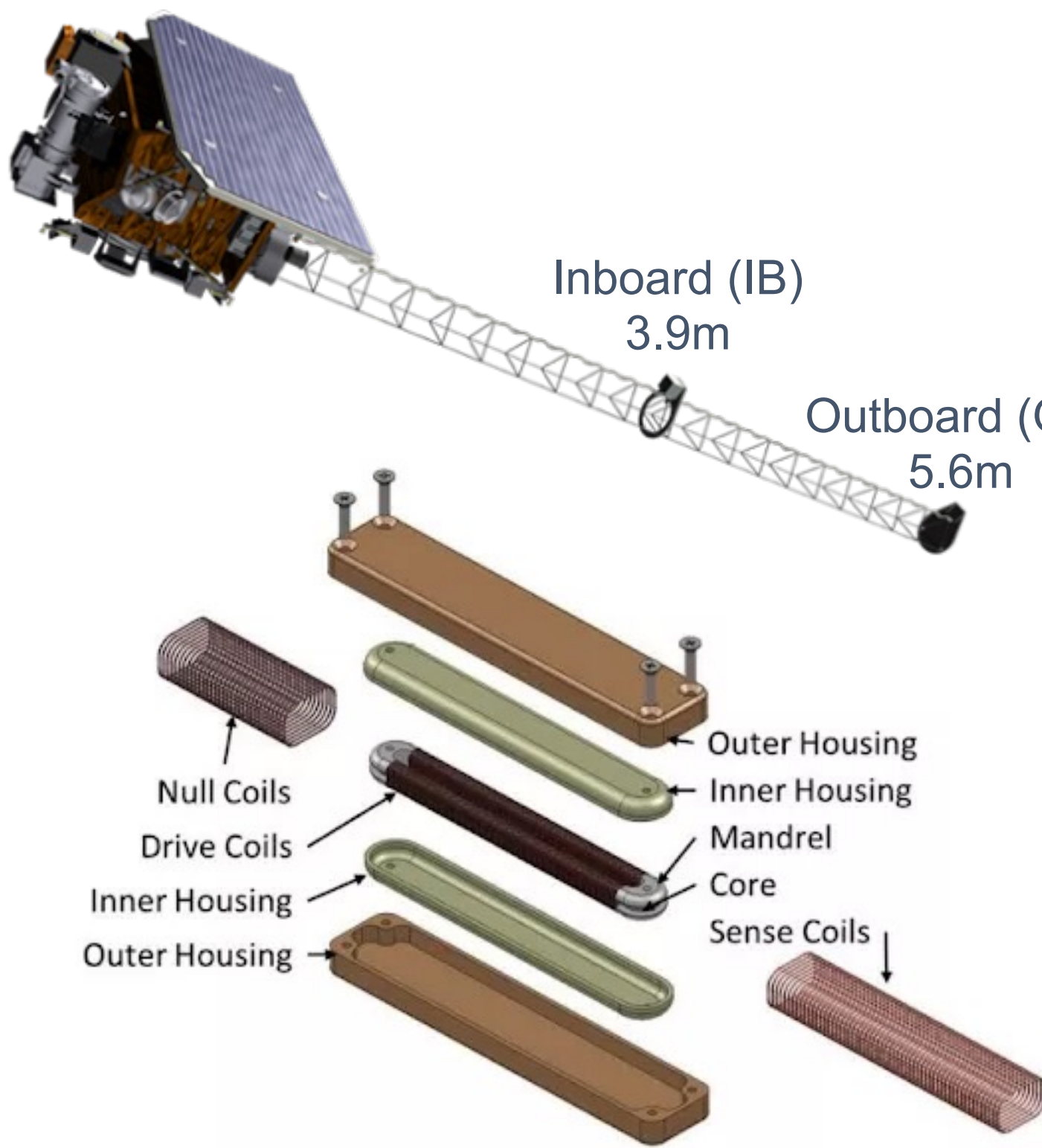
¹Cooperative Institute for Research in Environmental Sciences, University of Colorado Boulder; ²NOAA National Centers for Environmental Information, ³Chesapeake Aerospace at NASA, ⁴National Oceanic and Atmospheric Administration, ⁵University of New Hampshire, ⁶Southwest Research Institute



Abstract

The Space Weather Observations at L1 to Advance Readiness - 1 (SOLAR-1, formerly SWFO-L1) NOAA mission was launched in September 2025, as a successor to the DSCOVR mission. The satellite will be used to observe incoming solar wind particles and fields before they reach Earth, and the in situ magnetic field will serve as a "key parameter" for operational prediction of space weather events. As the spacecraft journeyed to the L1 Lagrange point, our magnetometer team began the process of in-flight instrument commissioning. This entails calibration of the instrument and validation of its measurements, which is required before the release of data products. In collaboration with the Southwest Research Institute and the University of New Hampshire, NOAA has applied algorithms to calculate the instrumental offsets and other parameters that must be determined in-flight. We also identified the stray magnetic fields originating from the spacecraft (thrusters, reaction wheels, etc.) and quantified the magnitude of the noise. To help end-users remove spurious signals from their analyses, we generated quality flags that will be incorporated with the public data. Finally, we compared the spacecraft's inboard and outboard sensors with each other, and also compared the primary (outboard) magnetometer with similar instruments on other spacecraft orbiting the L1 Lagrange point. In this presentation, we show the outcomes of NOAA's commissioning efforts and discuss the state and quality of the magnetometer measurements, which will be of great value to the operational and scientific communities.

Instrument Description



•The Magnetometer (MAG) instrument measures the three IMF vector components

•SOLAR-1 carries two, boom-mounted, three-axis fluxgate magnetometers with racetrack cores, which provide magnetic stability, low noise, and reliable manufacturing

•Sources of measurement noise include magnetic fields generated by the spacecraft or electronics

•Two magnetometers, Inboard (IB) and Outboard (OB), on a shared boom. Provides redundancy and capability to discriminate noise from SW fluctuations.

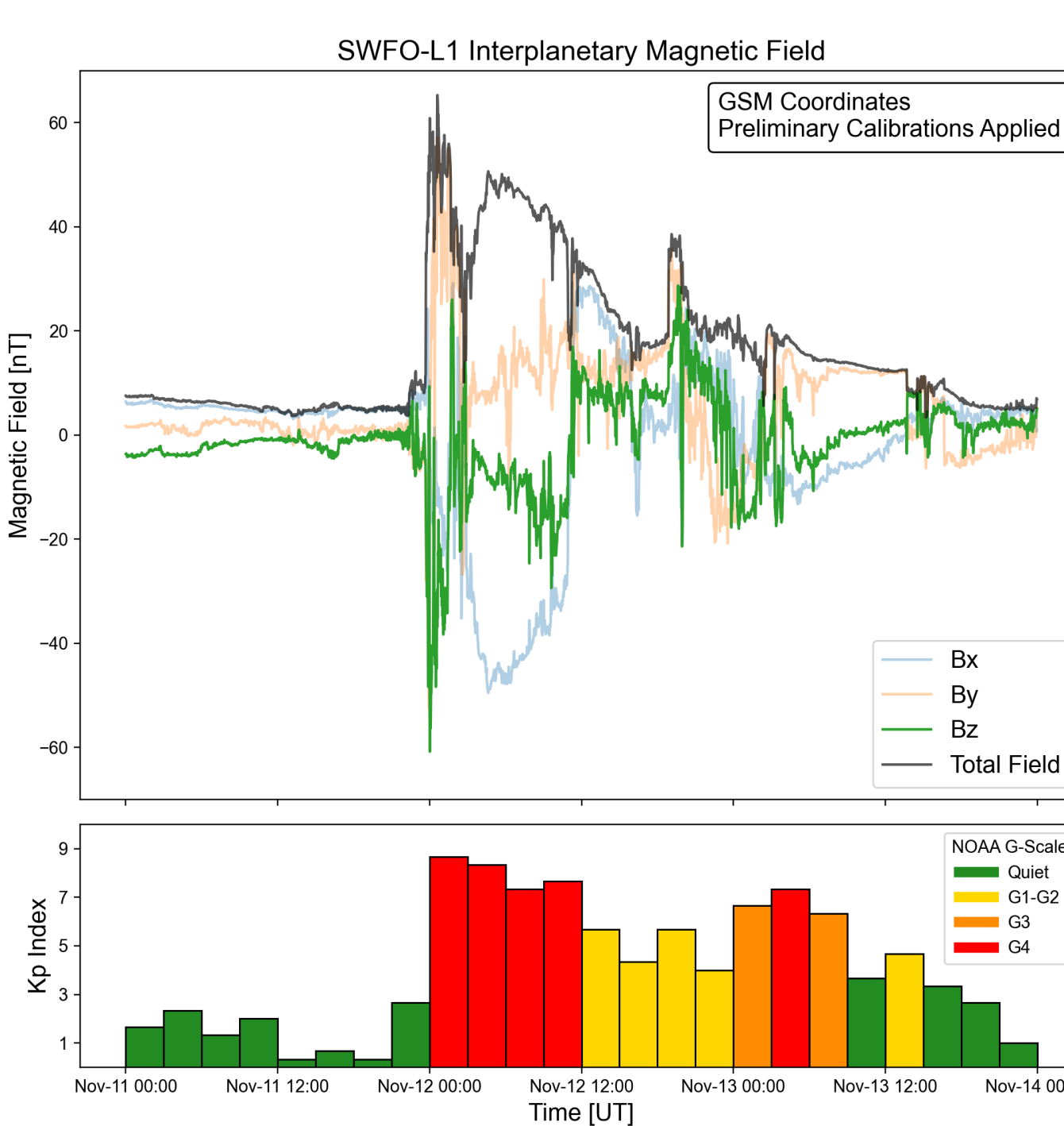
•MAG instruments are provided by SwRI / UNH (Torbert et al. 2026)

•SWPC algorithms provide the real-time data, while NCEI algorithms provide retrospective data

Space Weather Events

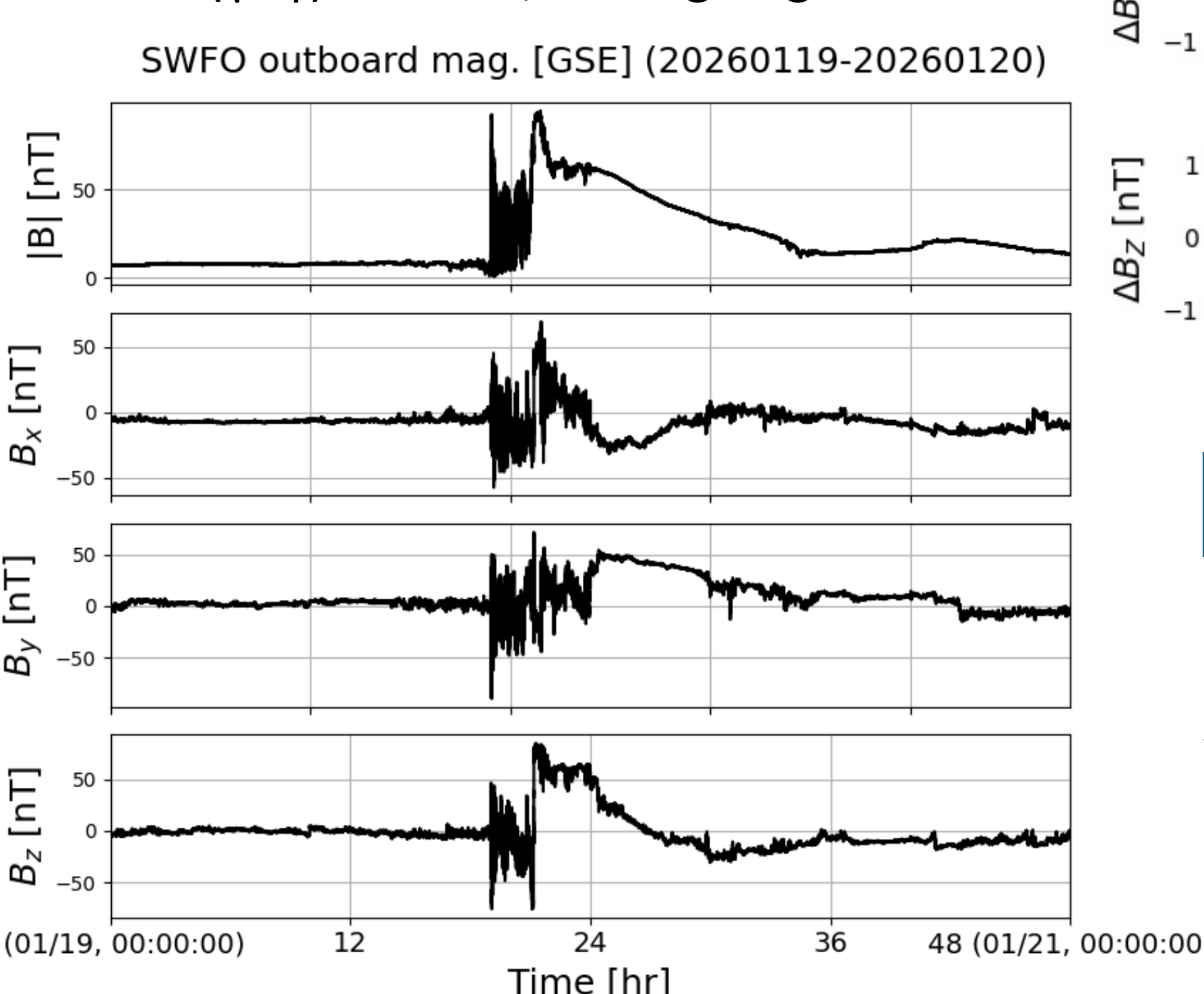
Nov 12-13, 2025

- Triggered G4 geomagnetic storm



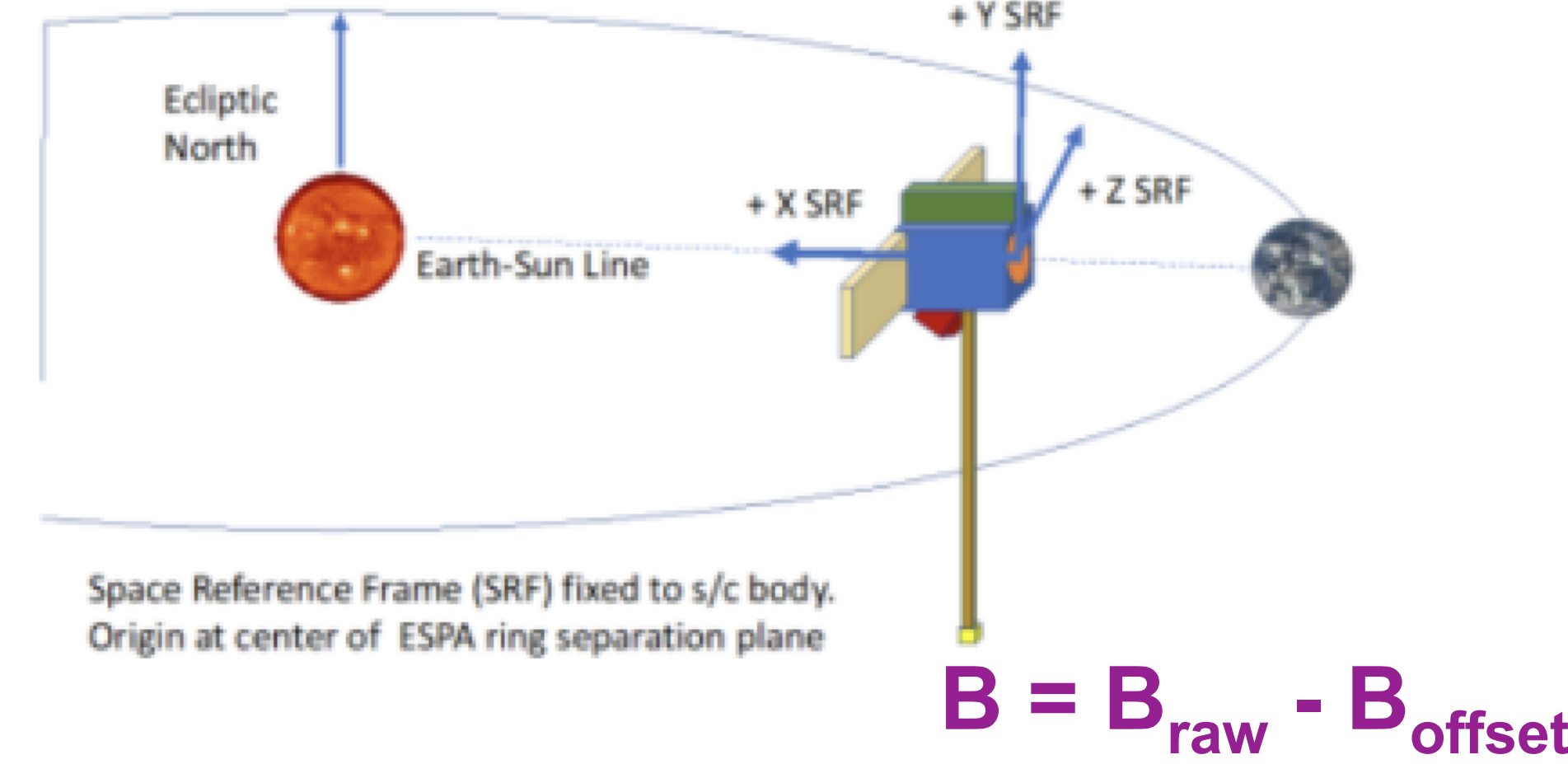
Jan 19-20, 2026

- max(|B|)=94.4 nT, among largest at ~1 AU



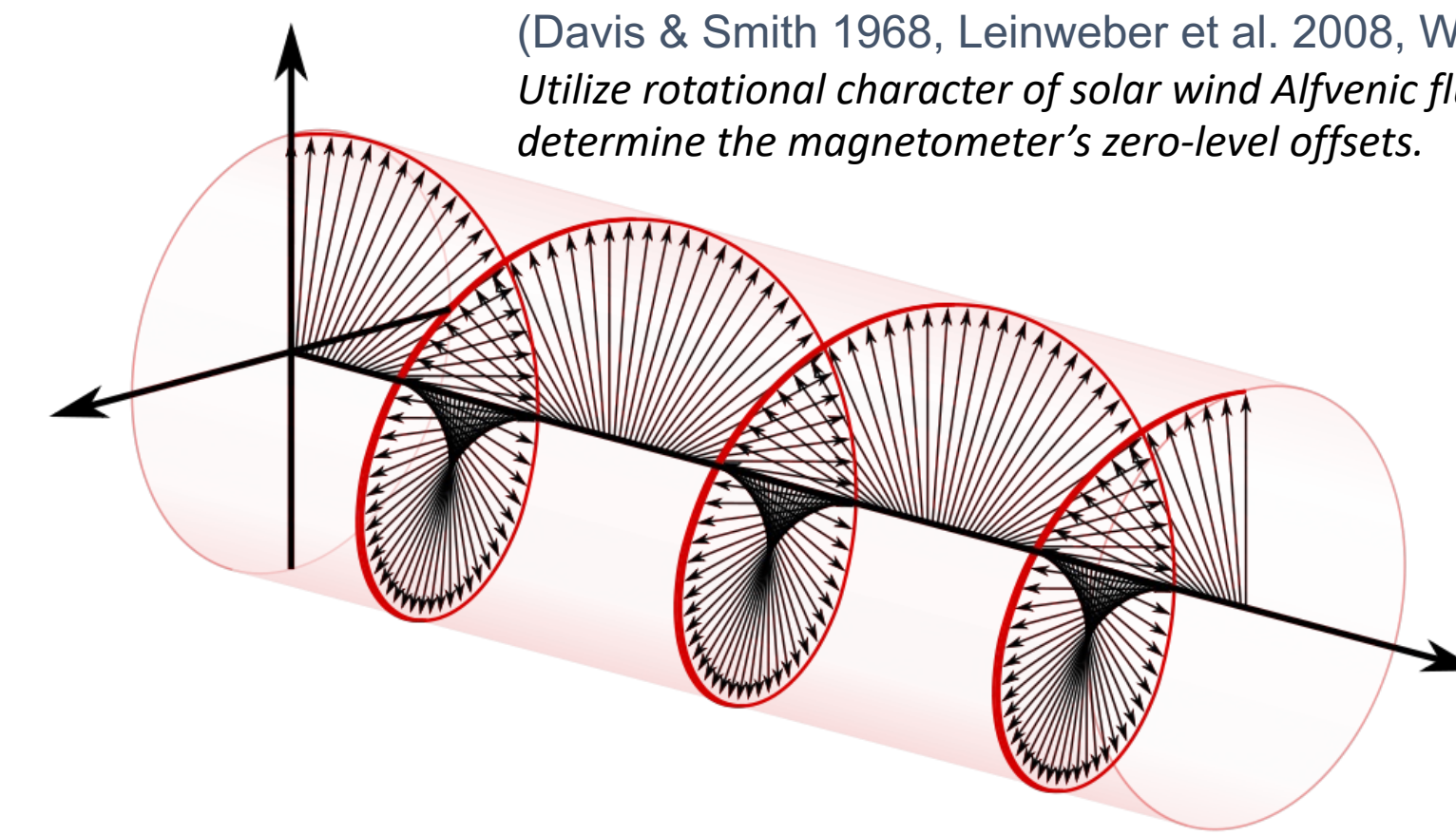
Maneuver method

(Connerney et al. 2017; Califf et al. 2023, Loto'aniu et al. 2023)
Perform a rotation
Rotations around 2 orthogonal axes are sufficient to determine the sensor's 3 independent vector offsets



Davis-Smith method

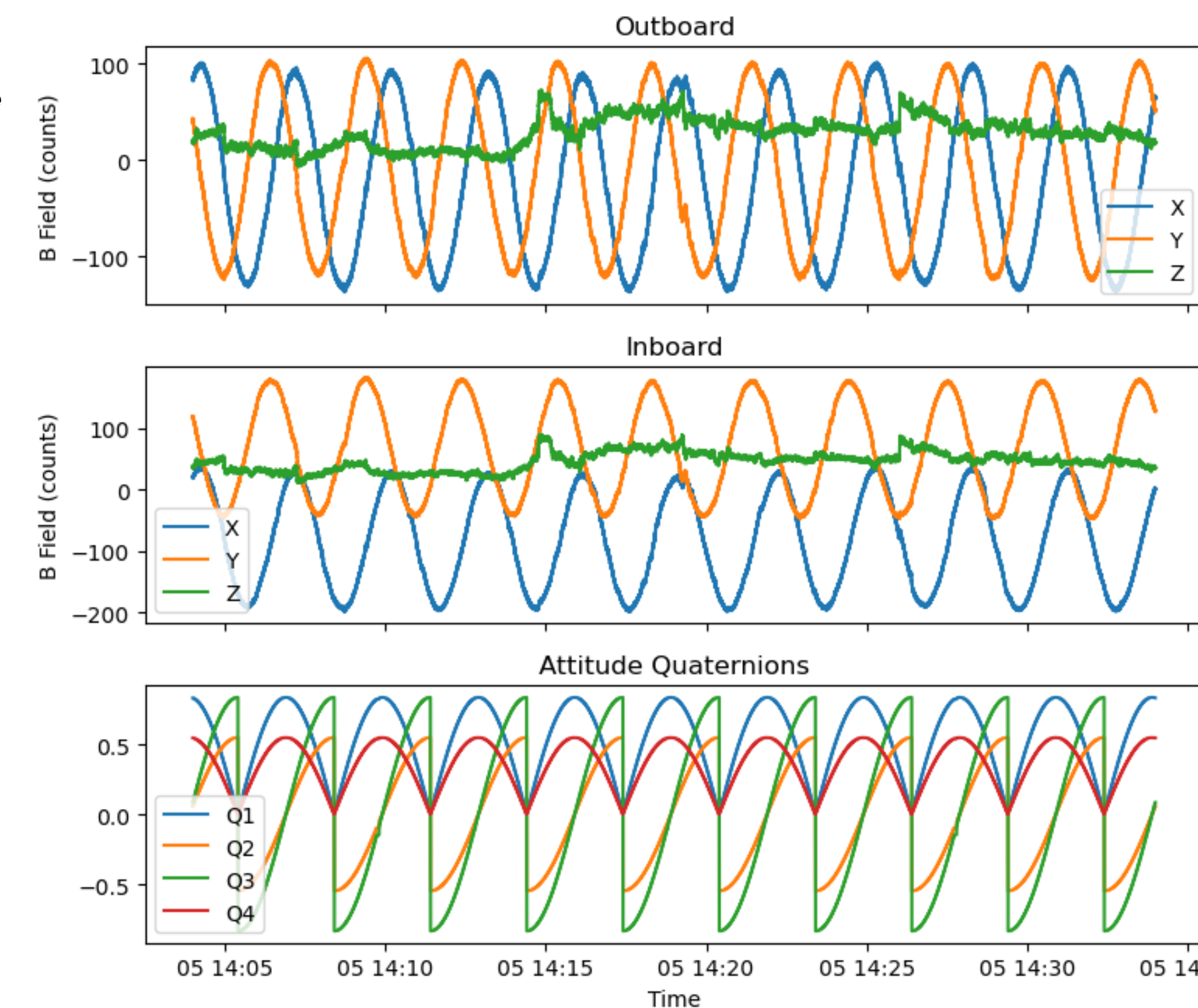
(Davis & Smith 1968, Leinweber et al. 2008, Wang 2022)
Utilize rotational character of solar wind Alfvénic fluctuations to determine the magnetometer's zero-level offsets.



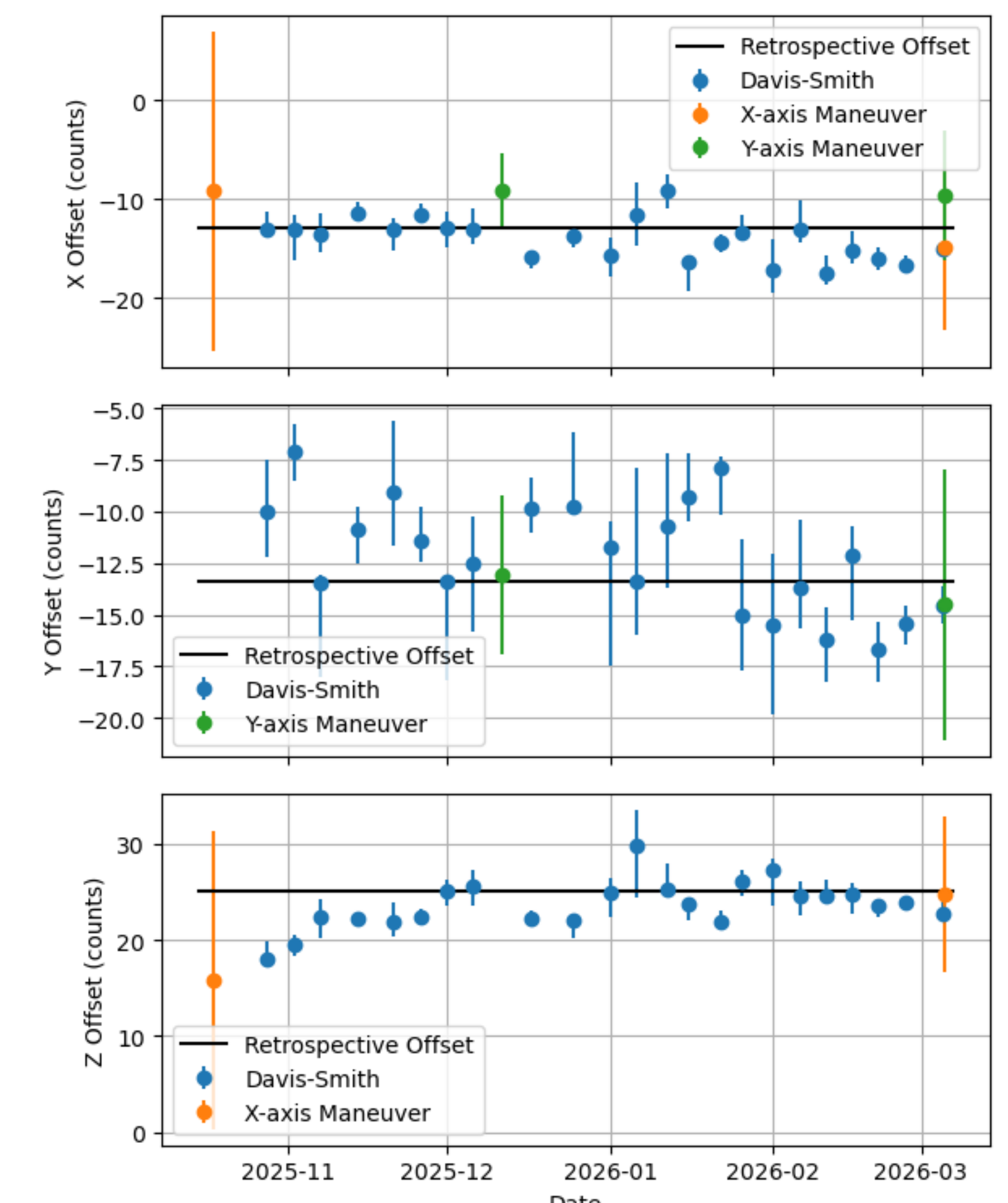
$$B = B_{raw} - B_{offset}$$

Calibration

Sensor Frame B Fields during Y-axis Maneuver on 20260305



L0b Outboard Sensor Frame Offsets



- During rotational maneuvers, a constant offset in the sensor frame manifests as a **sinusoidal signal** in the stable frame
- Method determines offsets that **minimize the sinusoid's amplitude**

Maneuver method (orange & green) offsets are consistent with Davis-Smith!

Validation

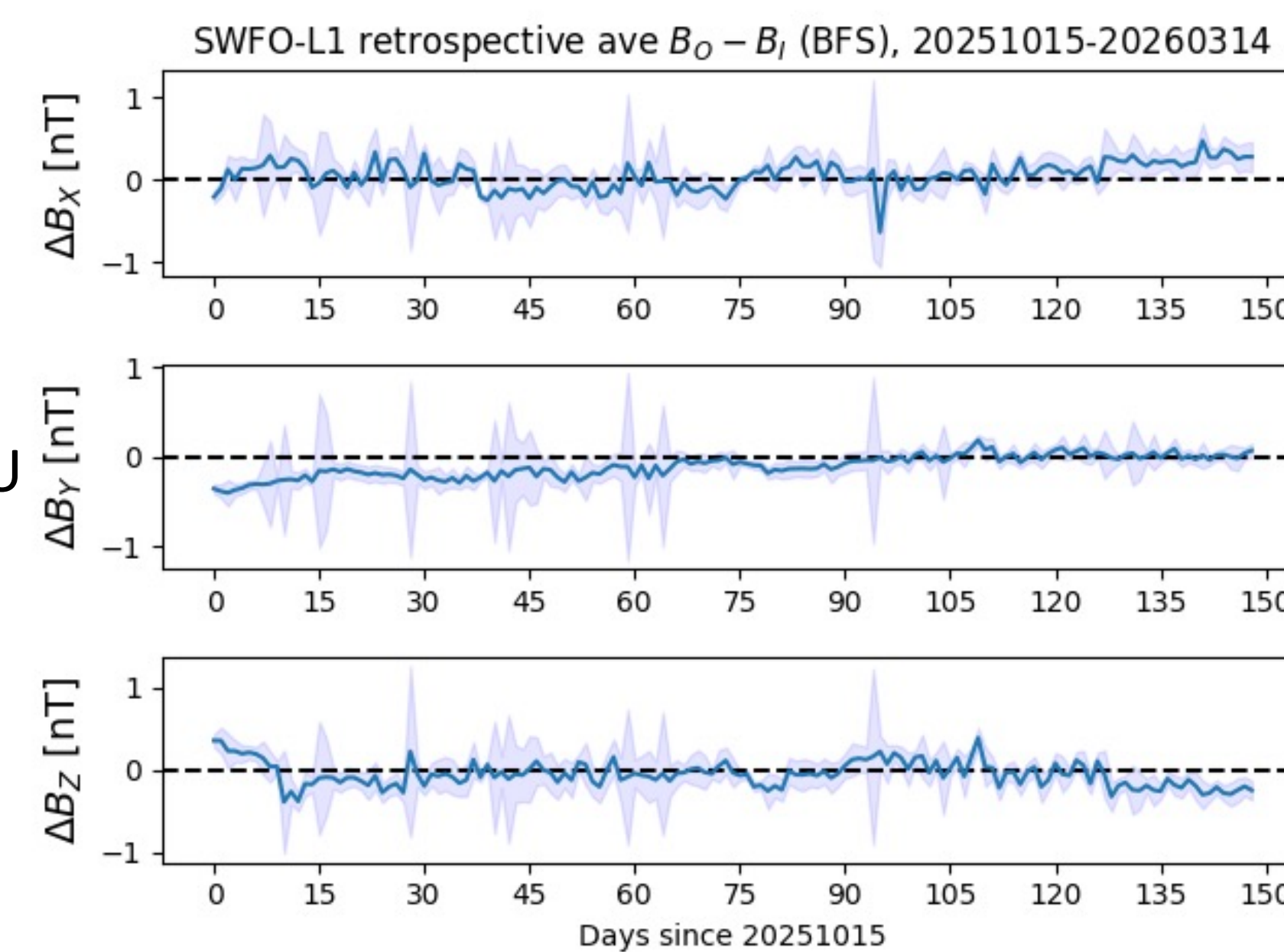
Sensor comparisons

Subtract the offset-corrected data from outboard (B_O) and inboard (B_I) mags

$$\Delta B = B_O - B_I \quad (\text{target: } \Delta B = 0)$$

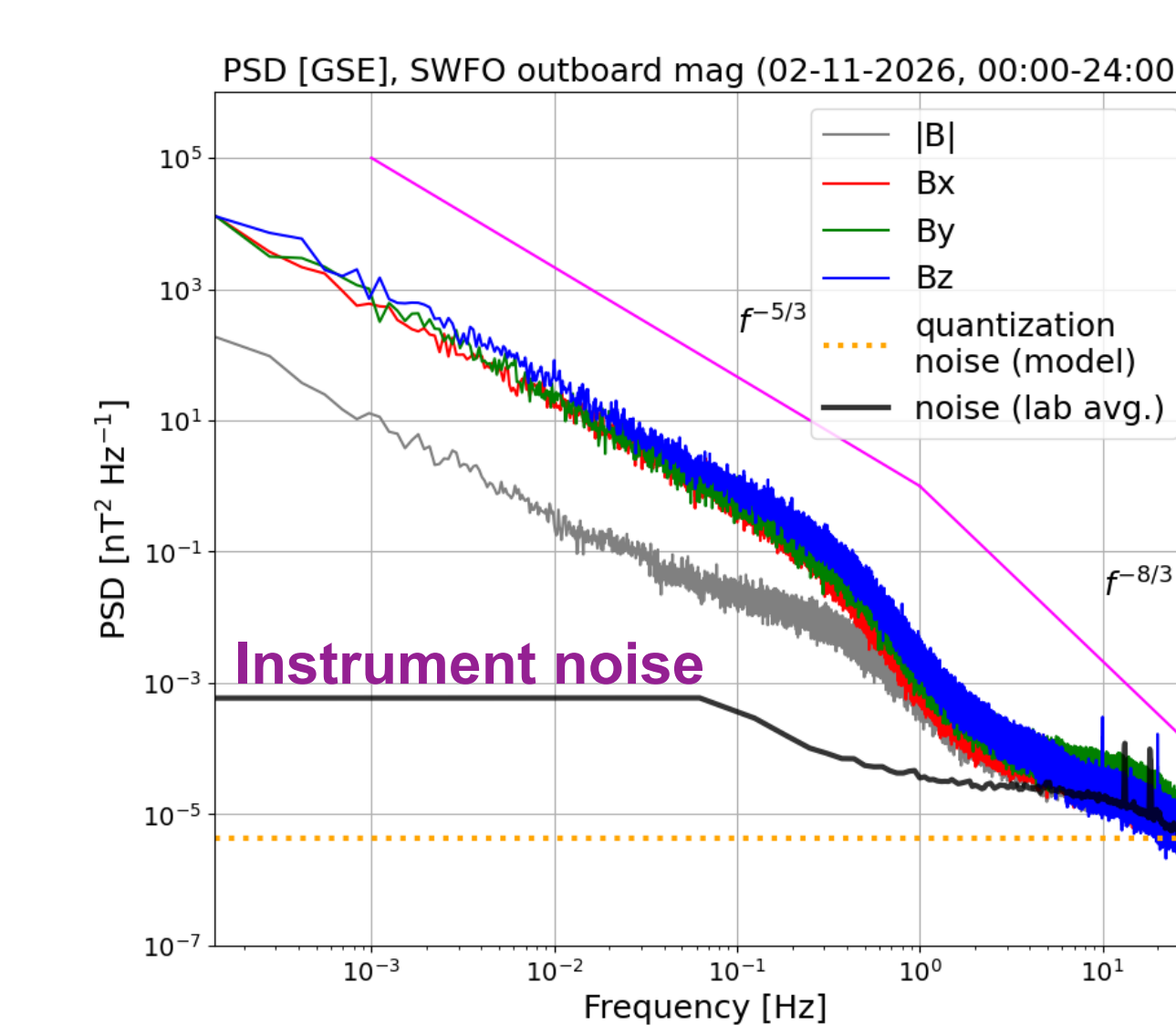
Averaged across **all** regularized-cadence 8 S/s measurements: ΔB_{ave}

$$\begin{aligned} \Delta B_{ave,X} &= 0.09 \pm 0.30 \text{ nT} \quad (\text{mean} \pm 1-\sigma \text{ err.}) \\ \Delta B_{ave,Y} &= -0.08 \pm 0.25 \text{ nT} \\ \Delta B_{ave,Z} &= -0.04 \pm 0.29 \text{ nT} \end{aligned}$$



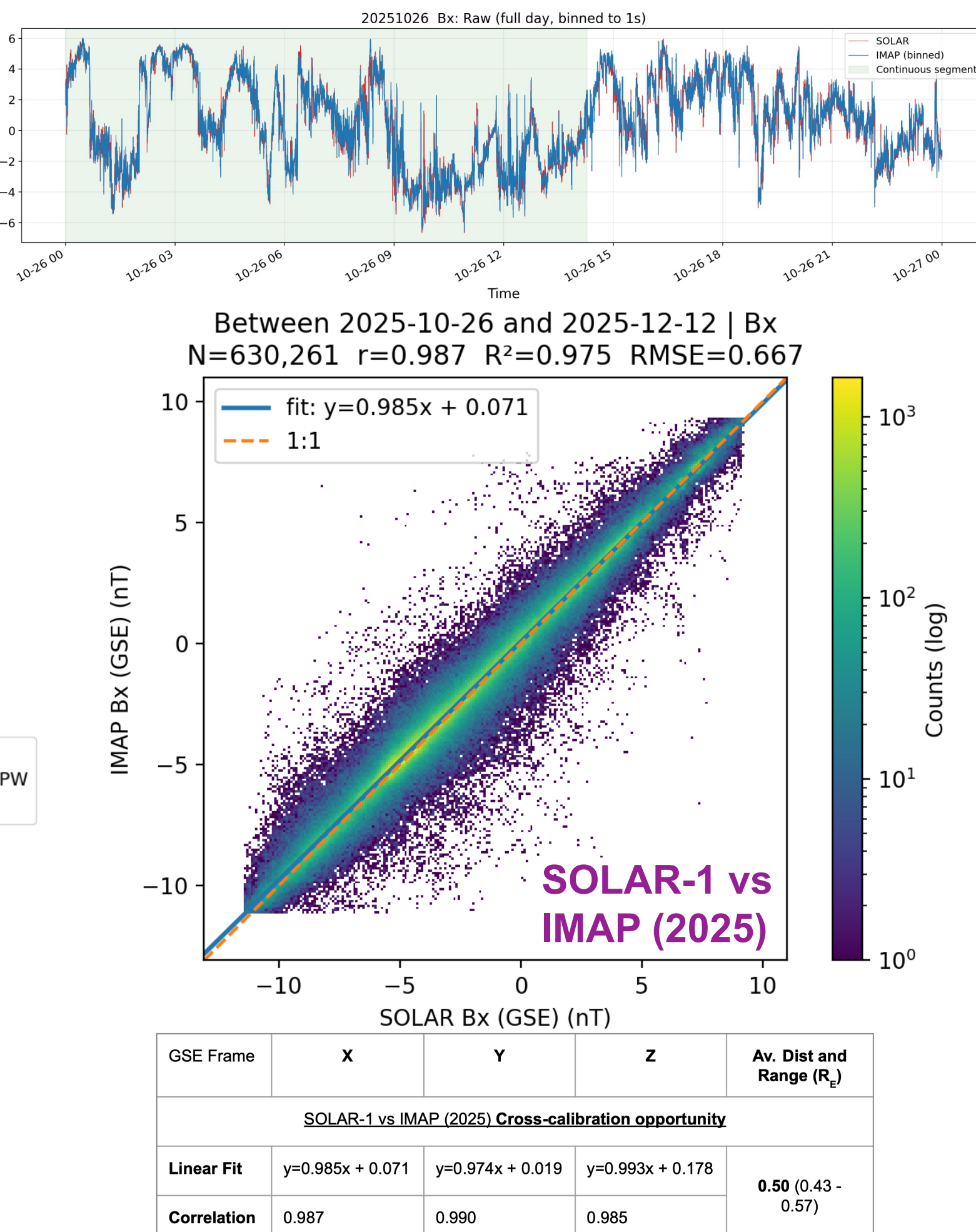
- Lower limit to on-orbit **noise floor** has been shown to correspond to lab-measured sensor noise floor
- **Reaction wheel** signatures have been shown to correspond to speeds recorded in telemetry up to 32 Hz
- Instrument noise and/or reaction wheels relevant at **frequencies > 1 Hz**
- A new flag has been implemented to flag **thruster-related signatures**

Product Level Noise




Inter-satellite Comparisons

- Correlate satellites' vector **B** time series
- Correct for time lag between signals
- **High SOLAR-1/IMAP correlations (nearly 1:1)**
- Good agreement with Wind, ACE, DSCOVR
- More distant: ~40-170 R_E



References

Califf, S., Rich, F. J., Loto'aniu, T. M., Singer, H. J., & Redmon, R. J. (2023). Long-term bias stability of the GOES-NOP magnetometers. *Earth and Space Science*, 10(11).
Connerney, J. E. P., et al. (2017). The Juno magnetic field investigation. *Space Science Reviews* 213, 1, 39-138.
Davis, L., Smith, E. J. (1968). In-Flight Determination of Spacecraft Magnetic Field Zeros. *EOS Trans. AGU* 49, 257
Leinweber, H. K., Russell, C. T., Torkar, K., Zhang, T. L., & Angelopoulos, V. (2008). An advanced approach to finding magnetometer zero levels in the interplanetary magnetic field. *Measurement Science and Technology*, 19(5), 055104.
Loto'aniu, P. T. M., Davis, A., Jarvis, A., Grotenhuis, M., Rich, F. J., Califf, S., Inceoglu, F., Pacini, A., & Singer, H. J. (2023). Initial on-orbit results from the GOES-18 spacecraft science magnetometer. *Space Science Reviews*, 219, 84.
Torbert, R. B., Dors, I., Argall, M. R., Smith, C., Fischer, D., Magnes, W., Valth, H., Abel, D., Cardarelli, G., Frost, C., Vasquez, B., Marhefka, F., Valavanoglou, A. (2026). The magnetometer on SWFO-L1. *Space Science Reviews*. In review.
Wang, G. Q. (2022). In-flight calibration of the spaceborne fluxgate magnetometer in the Martian magnetosheath. *Earth and Planetary Physics*, 6(6), 592-600.



Download the MAG data from the SPOT Space Weather Portal:
<https://www.ncei.noaa.gov/cloud-access/space-weather-portal>

Acknowledgments

This research was supported by the NOAA cooperative agreement NA22OAR4320151.

The statements, findings, conclusions, and recommendations are those of the author(s) and do not necessarily reflect the views of NOAA or the U.S. Department of Commerce.